

Managing Transfers

The XNAT Desktop Client has a data transfer management panel for both uploads and downloads, allowing you to see the progress of the actions that you initiated. You can also pause, resume, or cancel those actions.

✓ Each transfer log is specific to the user account and XNAT instance that you are logged in with.

Progress Monitor

⏸ Pause All ✖ Cancel All 🔄 Restart All Canceled 🗑 Clear Completed Transfers

Download Progress **Upload Progress**

Date	Session Label	Transfer Date	Status	Log Upload
<input type="text"/>	<input type="text"/>	<input type="text"/>	<input type="text"/>	
1990-03-29	Subj1_MR_1	2018-11-05 10:34:59	█	Details

[Upload a New Session](#)

Pausing and Resuming Transfers

The Desktop Client allows you to pause and resume transfers individually, if you would like to prioritize one transfer over another over limited network bandwidth, or pause all transfers. Controls for affecting all transfers are located at the top of the Transfer Monitor page. Controls for affecting an individual transfer are located in the details modal for that transfer. (Click "Details" to view the modal.)

Progress Monitor

⏸ Pause All



⊗ Cancel All

🔄 Restart All Canceled

🗑 Clear Completed Transfers



Download Progress

Upload Progress

Date	Session Label	Transfer Date	Status	Log Upload
1990-03-29	Subj1_MR_1	2018-11-05 10:34:59	finished	 Log
2006-...				 Details

Session transfer details

Session: 1

Series Number	Series Description	Upload Progress	Size (bytes)
4	t1_mpr_1mm_p2_pos50		32.24 MB
5	t1_mpr_1mm_p2_pos50		32.13 MB
6	t2_spc_1mm_p2		32.40 MB

Transfer rate: -

⏸ Pause

⊗ Cancel Upload

✕ Close

Canceling and Restarting Transfers

You can cancel a transfer if you like, and remove all canceled transfers from your queue. However, you can also restart a canceled download if you like.

Clearing Completed Transfers

If you want to keep a log of all your data transfers, feel free. However, if you find the long list to be unwieldy, you can clear completed transfers from this window by using the "Clear Completed Transfers" button at the top of the page.