














# Image Upload Applet Parameters



The XNAT upload applet recognizes a number of parameters that can be used to tailor applet's behavior.

 You can specify parameters for the applet using the [Applet Configuration settings at the project or site level](#).

The table below describes each parameter recognized by the applet.

Parameter	Default value	Description
<b>allow-append-on-dupe-session-labels</b>	true	When set to true, if the user uploads a DICOM session that has the same label as an existing session, the applet will alert the user and allow them to choose between appending their incoming data to that existing session, specifying a new session label, or cancelling the upload. When set to false, the applet requires the user to either specify a new label or cancel the upload. <b>See also:</b> allow-overwrite-on-dupe-session-labels, warn-on-dupe-session-labels
<b>allow-overwrite-on-dupe-session-labels</b>	false	When set to true, if the user uploads a DICOM session that has the same label as an existing session, the applet will alert the user and allow them to choose between appending their incoming data to that existing session, overwriting the existing session, or provide a new session label.. When set to false, the applet requires the user to either specify a new label or cancel the upload. <b>See also:</b> allow-append-on-dupe-session-labels, warn-on-dupe-session-labels
<b>custom-properties-url</b>		A URL from which the applet can load a custom properties file. This can be any URL or resource path valid for the <a href="#">Class.getResourceAsStream() method</a> .  Primarily for internal use.
<b>dev-pass</b>		Specifies a password to access the server specified by the <b>xnat-url</b> parameter.  Primarily for development use.
<b>dev-user</b>		Specifies a username to access the server specified by the <b>xnat-url</b> parameter.  Primarily for development use.
<b>expected-modality</b>		If specified, checks whether the session contains any scans that match the expected modality. The value for this should be the same as the setting in the DICOM headers, e.g. MR, CT, etc. PET scans are an exception, in that both PT (the value normally stored in the DICOM header of a PET image frame) and PET are valid values.  This is primarily for use with the XNAT visits and protocols module. <b>See also:</b> xnat-protocol, xnat-visit
<b>fixed-size-streaming</b>	true	Indicates whether the applet should use fixed-size or chunked streaming. In practice, this should always be set to true.
<b>jsessionId</b>		Provides the JSESSIONID for an existing session on the target XNAT server.  This is already provided by the standard XNAT applet launch page, but can be supplied directly to the applet when running the applet code from a debugger.  Primarily for development use.

<b>log4j-properties-url</b>		<p>A URL from which the applet can load a custom <code>log4j</code> properties file. This can be any URL or resource path valid for the <a href="#">PropertyConfigurator.configure() method</a>.</p> <div style="border: 1px solid #ffc107; padding: 5px; margin-top: 10px;">  Primarily for internal use. </div>
<b>n-upload-threads</b>	4	<p>Specifies the number of upload threads—i.e., concurrent uploads—the applet should use when uploading the DICOM data to the XNAT server.</p>
<b>warn-on-dupe-session-labels</b>	true	<p>When set to true, if the user uploads a DICOM session that has the same label as an existing session, the applet will alert the user to the duplicate label. The user's options at that point are dependent on the values of the <b>allow-append-on-dupe-session-labels</b> and <b>warn-on-dupe-session-labels</b> parameters (or their default values). When set to false, the applet requires the user to either specify a new label or cancel the upload.</p> <p>Note that the same logic applies if the target project is set to auto-archive, regardless of the setting of this parameter.</p> <p><b>See also:</b> <code>allow-append-on-dupe-session-labels</code>, <code>warn-on-dupe-session-labels</code></p>
<b>window-name</b>		<p>Passes the name of the window hosting the applet into the applet. The applet uses this to load a new page into the window once the upload process is completed.</p> <div style="border: 1px solid #d4edda; padding: 5px; margin-top: 10px;">  This is already provided by the standard XNAT applet launch page and is set to the window hosting the XNAT applet launch page. </div>
<b>xnat-admin-email</b>		<p>The email address for the administrator of the target XNAT system.</p> <div style="border: 1px solid #d4edda; padding: 5px; margin-top: 10px;">  This is already provided by the standard XNAT applet launch page. </div>
<b>xnat-project</b>		<p>The project into which the imaging data should be imported.</p> <div style="border: 1px solid #d4edda; padding: 5px; margin-top: 10px;">  This is already provided by the standard XNAT applet launch page and is provided by the user. </div> <p><b>See also:</b> <code>xnat-scan-date</code>, <code>xnat-subject</code></p>
<b>xnat-protocol</b>		<p>Specifies the protocol with which the uploaded imaging session should be associated.</p> <div style="border: 1px solid #ffc107; padding: 5px; margin-top: 10px;">  This is primarily for use with the XNAT visits and protocols module. </div> <p><b>See also:</b> <code>expected-modality</code>, <code>xnat-visit</code></p>
<b>xnat-scan-date</b>		<p>The date on which the imaging data was acquired.</p> <div style="border: 1px solid #d4edda; padding: 5px; margin-top: 10px;">  This is already provided by the standard XNAT applet launch page and is provided by the user, although, unlike the <code>xnat-project</code> and <code>xnat-subject</code> parameters, the scan date may actually be unknown or unspecified. </div> <p><b>See also:</b> <code>xnat-project</code>, <code>xnat-subject</code></p>
<b>xnat-session-label</b>		<p>A suggested or requested session label. This may be overridden if, e.g., the specified session label already exists.</p>
<b>xnat-subject</b>		<p>The subject to which the imaging data should be assigned.</p> <div style="border: 1px solid #d4edda; padding: 5px; margin-top: 10px;">  This is already provided by the standard XNAT applet launch page and is provided by the user. </div> <p><b>See also:</b> <code>xnat-project</code>, <code>xnat-scan-date</code></p>

<b>xnat-url</b>		<p>The URL of the target XNAT server.</p> <div data-bbox="399 184 1484 264"> This is already provided by the standard XNAT applet launch page.</div>
<b>xnat-visit</b>		<p>Indicates the visit with which the uploaded imaging data should be associated.</p> <div data-bbox="399 352 1484 432"> This is primarily for use with the XNAT visits and protocols module.</div>