

XNAT File System Settings

In order for XNAT to work properly, it needs to know where to look for the files it needs. This is where you can configure the paths where XNAT should look, as well as configure some other file system related options. These options are configured on your initial setup. Each of these file system paths and their utility is discussed in further detail in the documentation for [Understanding the Components of XNAT](#).

File System Settings

File System

Archive Path

Cache Path

Prearchive Path

FTP Path

Build Path


Pipeline Path

Zip Extensions


Checksums? Enabled


Indicates whether checksums should be calculated for each image file as it's archived. Activating this provides greater assurance of data integrity, but may add significant overhead to the archive process.

Setting

 It can be dangerous to change file path settings in a running XNAT.

Setting	Property Name	Description
Archive Path	archivePath	This should be the location of the XNAT archive. This is where all the image files for sessions that have been added to XNAT are stored. Modifying this on systems that have already been set up can cause problems, so editing of this is disabled. This path can either be relative, or absolute, and should use the appropriate slashes for your file system.
Cache Path	cachePath	This should be the location where you want XNAT to cache image session data. This path can either be relative, or absolute, and should use the appropriate slashes for your file system.
Prearchive Path	prearchivePath	This should be the location of the XNAT prearchive. This is where new image sessions are stored while awaiting review before they are archived. This path can either be relative, or absolute, and should use the appropriate slashes for your file system.

FTP Path	ftpPath	This is the path where the XNAT FTP Server (no longer available) would write files to. This path can be set to a dummy value if you aren't setting up the FTP Server. This can either be a relative or absolute path, and should use the appropriate slashes for your file system.
Build Path	buildPath	This property is not currently used by the XNAT webapp itself, but may be used by pipelines. This path can either be relative, or absolute, and should use the appropriate slashes for your file system.
Pipeline Path	pipelinePath	This should be the location of your pipeline scripts. This path can either be relative, or absolute, and should use the appropriate slashes for your file system.
ZIP Extensions	zipExtensions	This should be a comma-separated-list of all the file extensions that XNAT should treat as zips. It will use the ZipUtils class and the ZIP CompressionMethod when encountering these files. Other extensions (.tar and .gz) are handled separately. <div style="border: 1px solid green; padding: 5px; margin-top: 10px;">  When listing the zip extensions, you should not include periods. The default list of zip extensions is "zip, jar, rar, ear, gar, mrb". </div>
Checksums?	checksums	This switch box controls whether checksums should be calculated for each image file as it's archived. Activating this provides greater assurance of data integrity, but may add significant overhead to the archive process. It is enabled by default.

-  Site-wide config properties can be accessed via REST at `/xapi/siteConfig/values/{property-name}`.
 - Site-wide config properties can be access programmatically in Velocity via `$siteConfig.{property-name}`.